

Academic year 2023

Woosong University Dormitory Operation Plan

– Focusing on the operations of SolGeo and International
Student Dormitory –



2023. 1.

Office of International Relations/ Dormitory/ Disaster Safety Office

CONTENTS

Woosong University Dormitory Operation Plan	1
.....	
1. Dormitory selection criteria and location.....	3
2. Application guide and procedures.....	4
3. Dormitory fee information.....	5
4. Information on check-in and check out procedure.....	6
5. Dormitory meal information.....	7
6. Dormitory rules.....	7
7. Information on main phone numbers for each dormitory.....	8
8. Facilities of each dormitory.....	10
9. A guide to life in dormitory.....	12
10. Information on International Student Support Team.....	18
11. Life Mentor Information (Sol-Supporters)	19
12. Dormitory International Student Counseling Center.....	19
13. What you should do in various situations.....	21
14. Please, follow the rules!.....	23

2023 Dormitory Life Information Guidebook

(Inquiries and Information)

2023.1.9. International Student Support Team/Dormitory

1. Dormitory Selection Criteria and Location

가. International Student Selection Criteria

- Priority selection for International Students

* New, transfer students (1st semester), students with disabilities

- General selection

Those with a GPA of 3.0 or higher in the previous semester are selected according to the number of applicants.

- Excluded applicants

Those who have exceeded the penalty points in the previous semester may be restricted from entering the dormitory *Refer to Article 28 of Dormitory Prohibition

Those who have been disciplined by our university or those related to social incidents such as police stations may be restricted from checking in the dormitory (illegal employment, voice phishing, etc.)



※ International Student Dormitory Address: West Campus International Student Dormitory (W3), 171 Dongdaejon-ro, Dong-gu, Daejeon Metropolitan City

※ Solgeo Dormitory Address: Dong-gu, Daejeon Metropolitan City Baekryong-ro 59 (Jayang-dong) East Campus Solgeo Dormitory

※ Cheongwoon Dormitory 1 Address: West Campus Cheongwoon 1 Dormitory, 59 Baekryong-ro, Dong-gu, Daejeon (Jayang-dong)

※ Cheongwoon Dormitory 2 Address: Cheongwoon Dormitory 2 Dormitory next to West Campus W3, 59 Baekryong-ro (Jayang-dong), Dong-gu, Daejeon

2. Application Guide and Procedures

Mandatory admission for freshmen and transfer students in the first semester

Enrolled students https://info.wsu.ac.kr/index_new.jsp(click) -> apply after logging in

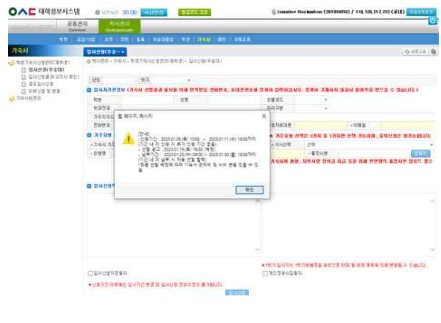
<p>① Log in to the university Information System</p>	<p>② Click on Undergraduate</p>
--	---------------------------------



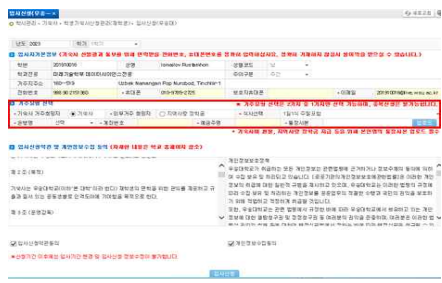
③ Undergraduate → Click on Dormitory



④ Application Screen



⑤ Enter application information (Personal Information, dormitory, bank, consent to collection of information)



⑥ Application completion screen



3. Dormitory fee information

- Dormitory Fee Information Table

Dormitory	Room	Management fee per day (KRW)
International Student Dormitory	2 person room	5,000
	4 person room	4,400
SolGeo Dormitory	1 person room (Section A)	6,500
	2 person room (Section B)	5,500
	2 person room (Section C)	6,500
	4 person room (Section E)	6,000

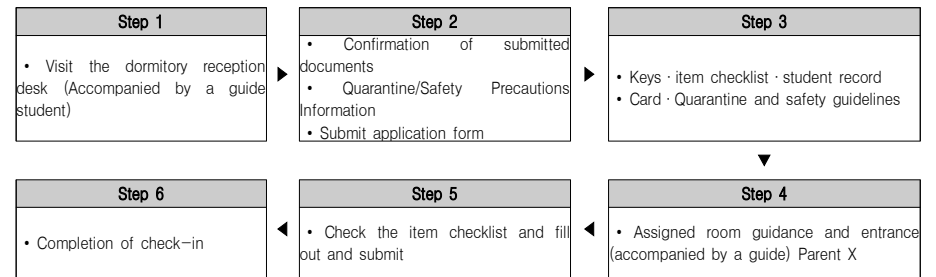
※ Dormitory fee is subject to change

- Refund Information Table

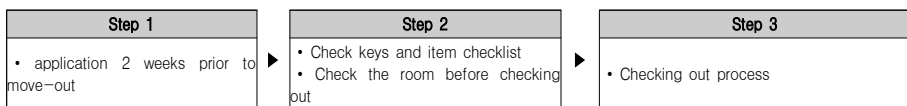
	Refund		
	Period	Management fee	Food expenses
Withdrawal/Leave of absence/Employment/Injuries/Discipline-based resignation/Voluntary resignation	1 day before the start of the semester (withdrawal from housing)	Full refund	Full refund
	Start date - within 30 days	70% of the remaining period	remaining period full refund
	More than 30 days from the start date and within 60 days	50% of the remaining period	
	More than 60 days and within 90 days of the start date	25% of the remaining period	
	More than 90 days from the start date	non-refundable	
Upon leaving in Summer/Winter Semester	1 day before the start of the semester (withdrawal from housing)	Full refund	Full refund
	Before 1/3 of the number of days	60% of the remaining period	remaining period full refund
	Before 2/3 of the number of days	30% of the remaining period	
	After 2/3 of the number of days	non-refundable	
Other reasons	- Refund after consideration		

4. Information on check-in and check-out procedure

※ Admission procedure (check-in)



※ Moving out procedure



5. Dormitory (Compulsory meal) Meal Information (Group meal)

	Price	Operating Time	Notes
SolGeo Dormitory	3 meals provided a day for 4,000 KRW *Compulsory 1 meal per day 2,3 meal by sale	Breakfast 07:00 ~ 08:30 (Weekends 08:00 ~ 09:30) Lunch 12:00 ~ 13:00 Dinner 18:00 ~ 19:00	SolBridge Information College
Cheongwon Dormitory 1	3 meals provided a day for 4,000 KRW *Compulsory 1 meal per day 2,3 meal by sale	Breakfast 07:30 ~ 08:30 Lunch 12:00 ~ 13:30 Dinner 17:30 ~ 19:30	Koreans Foreigners
International Student Dormitory	3 meals provided a day for 4,000 KRW *Compulsory 1 meal per day 2,3 meal by sale	Breakfast 07:30 ~ 08:30 Lunch 12:00 ~ 13:30 Dinner 17:30 ~ 19:30	23-1 semester is schedules to be re-operated

* One meal per day is compulsory, and you can eat meal 2 and meal 3 after purchasing a meal ticket

6. Dormitory rules (regulations)

Item	Violation	Penalties
1	A person who is unfit for group social life and commits such acts as theft or dishonorable behavior.	10 points (leave)
2	Lending dormitory cards and providing unauthorized housing for others	
3	Organizational activities and activities that interfere with group social life	
4	Unauthorized display and distribution of attachments, advertisements, pornography	
5	Staying out without a permission for more than a week	
6	Drinking, gambling, violence, and smoking in the company	
7	Act of not complying with the guidance of the superintendent and the assistants	5 points
8	Bringing in pets (including insects) and raising them for rental	
9	Acts of damaging (including graffiti) and destroying in-house property/facility	
10	Use of in-house heaters and bringing in fire, inflammables, and dangerous goods	3 points
11	Those who do not attend regular/sudden roll calls	
12	Unauthorized overnight stays and excessive overnight stays (1 time)	
13	Acts such as unauthorized movement and processing of facilities	2 points
14	Acts that cause turmoil/noise such as loud singing	
15	Person who is poor at tidying up and cleaning the room	

※ penalty point table

7. Information on main phone numbers for each dormitory

A. Main contact number

1) Contact number for complaints to the Global Center

	Time	Content
Chinese speaking	Mon-Fri 09:00 ~ 18:00	☎ 042-629-6628
English speaking	Mon-Fri 09:00 ~ 18:00	☎ 042-629-6551
Chinese speaking	24 hours	maxin6688@naver.com
English speaking	24 hours	ws.support.team@wsu.ac.kr
Dormitory	24 hours	wsudorm2@wsu.ac.kr (Dormitory email)

2) Contact numbers of International Student Dormitory

Address : West Campus International Student Dormitory (W3), 171 Dongdaejon-ro, Dong-gu, Daejeon

	Time	Content
Management Office	08:00~24:00	☎ 042-629-6130 / ☎ 042-629-6655
Breakdown/Complaint	08:00~24:00	☎ 042-629-6655
For inquiries in english	08:00~24:00	☎ 042-629-6651
For inquiries in chinese	08:00~24:00	☎ 042-629-6656
Emergency contact	08:00~24:00	☎ 042-629-6655 / ☎ 042-629-6228
Late night patrol	24:00~08:00	☎ 042-629-6655
Dormitory inconvenience	24 hours	wsudorm2@wsu.ac.kr (Dormitory email)

3) Contact numbers for SolGeo Dormitory

Address : East Campus, 59 Baekryong-ro (Jayang-dong), Dong-gu, Daejeon

	Time	Content
Management Office	09:00~24:00	☎ 042-630-9969 / ☎ 042-630-9968
Breakdown/Complaint	08:00~24:00	☎ 042-629-9969
Emergency contact	08:00~24:00	☎ 042-629-9969
Late night patrol	18:00~09:00	☎ 042-630-9226
Dormitory inconvenience	24 hours	solgeo@solbridge.ac.kr (SolGeo Dormitory email)

4) Dormitory for Koreans

	Time	Content
Management Office	08:00~24:00	☎ 042-629-6542 / ☎ 042-629-6541
Breakdown/Complaint	08:00~24:00	☎ 042-629-6655
Emergency contact	08:00~24:00	☎ 042-629-6655
Late night patrol	24:00~08:00	☎ 042-629-6541
Dormitory inconvenience	24 hours	wsudorm2@wsu.ac.kr (Dormitory email)

5) Major campus departments

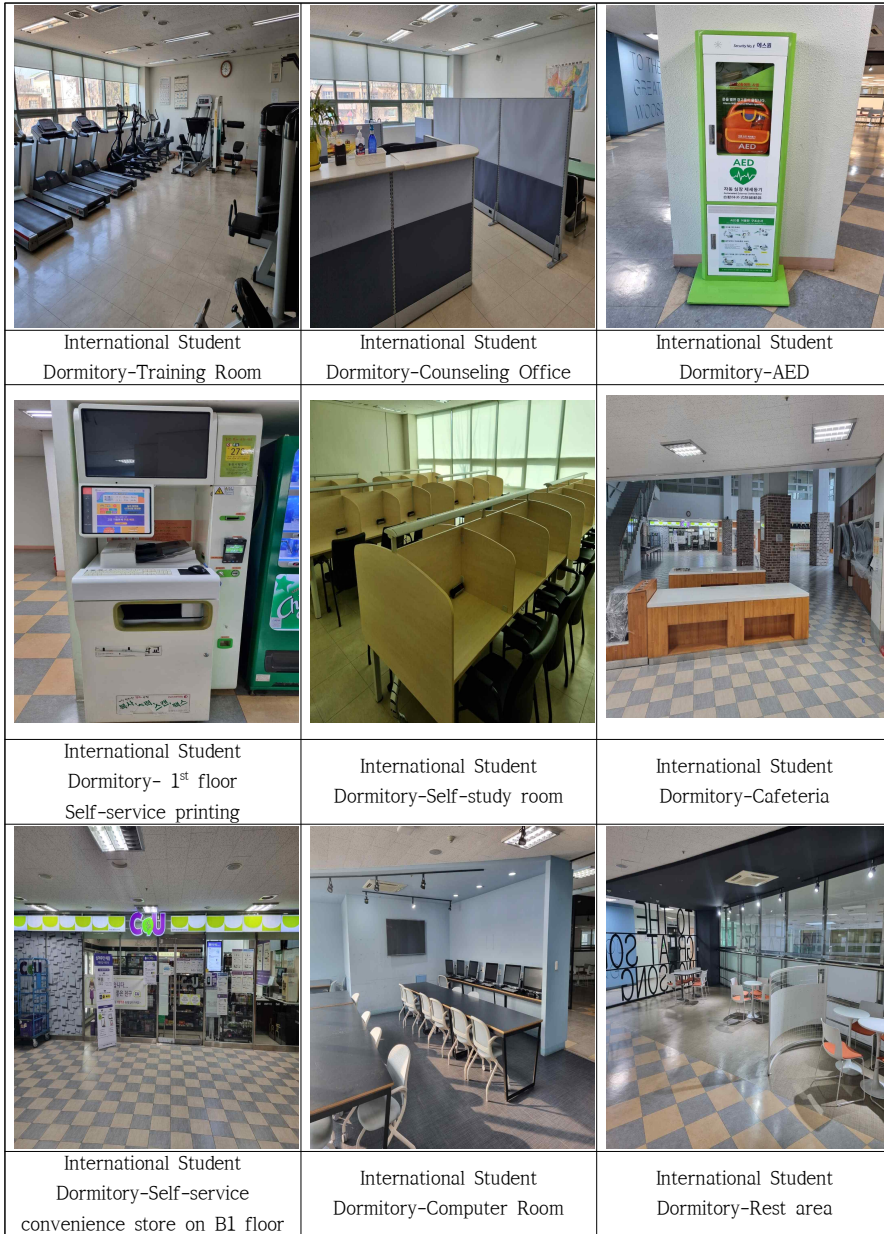
	Phone number	Location
General Affairs Room	☎ 042-630-9696	Health care
Disaster Safety Office	☎ 042-629-4718 / 6228	International Student Dormitory 1 st floor
International Student Support Team	☎ 042-629-6628(Chinese speaking) / 6551(English speaking)	International Student Dormitory 1 st floor

6) External medical institutions

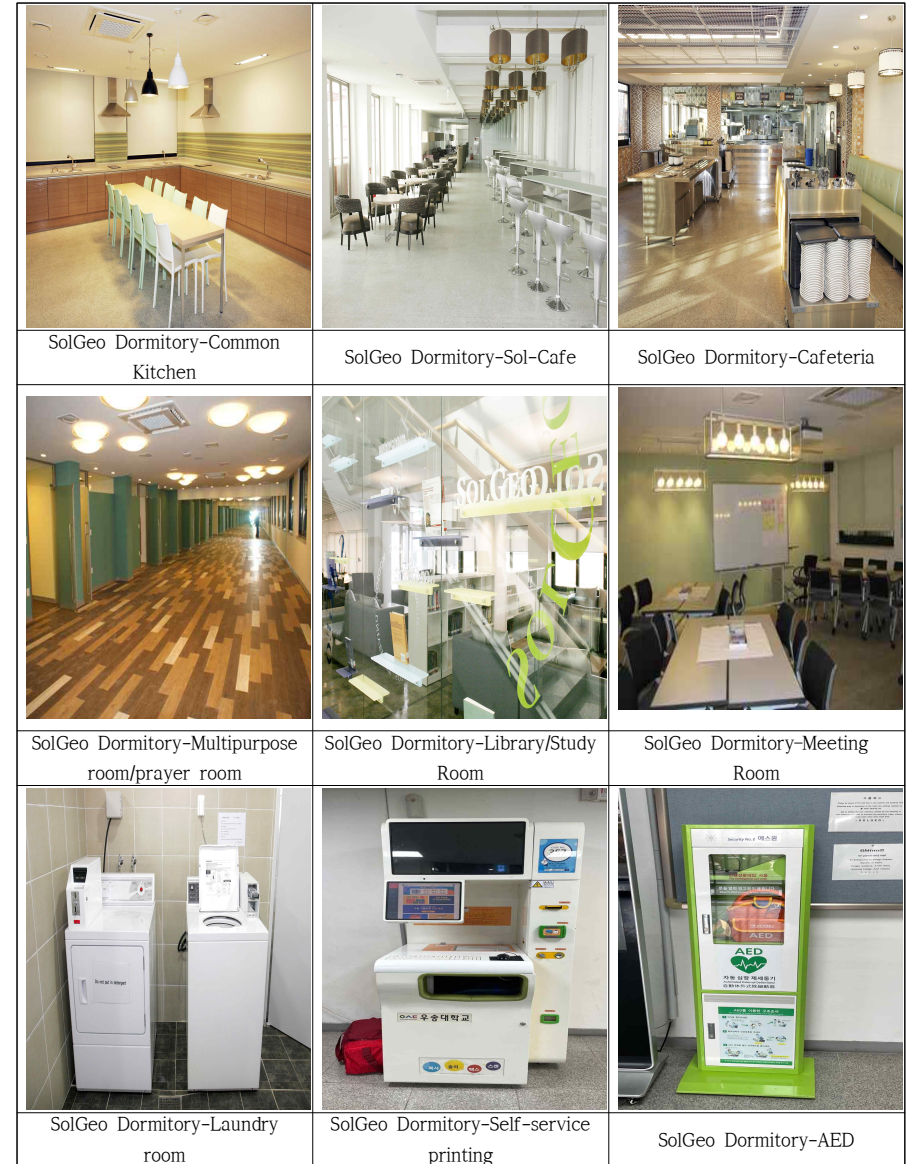
	Phone number	Location
Chungnam National University Emergency room	☎ 042-280-8129	282 Munhwa-ro, Jung-gu, Daejeon
St. Mary's Hospital Emergency Medical Center	☎ 042-220-9119	64 Daeheung-ro, Jung-gu, Daejeon
Daejeon Korea Hospital Emergency room	☎ 042-606-1119	1672 Dongseo-daero, Dong-gu, Daejeon
Daejeon Sun Hospital Emergency room	☎ 042-220-8129	29 Mokjung-ro, Jung-gu, Daejeon

8. Facilities of each dormitory

- International Student Dormitory



- SolGeo Dormitory



9. A guide to life in dormitory

A. Dormitory operations

1) Main duties of the management office

- Managing various processes such as check-ins, check outs, helping with lost and found items and providing support for student residents
- Security management and facility inspection at each of the entrance doors as well as the outside area
- Responding to various complaints and inquiries / Delivery and mail management
- Responding to various emergencies and disaster prevention and safety training

B. Various facilities

1) Computer room/Rest area/Self-service printing machine

- Open 24 hours/Only dormitory residence can use
- Computer, CUBE (Self-service multi-function machine)
- CUBE (Self-service multi-function machine)
Printing, scanning, copying, fax available, coin, banknotes, credits cards can be used
- For any inquiries on CUBE: 1688-5667
※ Cube Customer Center operating hours: 8:30 to 17.00 on weekdays, lunch time on weekdays (12.00-13.00), weekends and holidays excluded.

2) Reading area

- Open until 23.00
※ Subject to change depending on the COVID-19 situation

3) Rest area

- Open until 23.00

4) Fitness room

- Height/weight measuring instruments, various exercise equipment
- Make sure to wear special sports shoes inside
※ Subject to change depending on the COVID-19 situation

5) Common kitchen

- Induction, microwave are available on the B1 floor of the International Student Dormitory

- In SolGeo dormitory - on the second floor

- Available to use from 18.00 - 23.00

※ To prevent fire, you must keep your seat/place during cooking.

※ Penalty points are imposed on absence

5) Laundry room-Ironing room

- Card for laundry and dryer and etc.

※ After issuing the card (1000 krw), you can pay the laundry fee and use it

※ When refunding card and unused amount, write the bank account number on the back of the card and put it in the machine (only domestic bank account)

※ Machines for issuing the cards and refilling your account are available on the 1st floor

- For inquiries on washing machine and dryer: 1544-0419

- Use a fixed amount of detergent to prevent water contamination

- Washing sneakers using a washing machine is prohibited.

- To use the iron you should apply for it and return it immediately after the use (make sure to turn the iron off after using)

C. Information on living in the dormitory

1) Dormitory access time

- You can access the dormitory facilities using your access card (until 23.00) ※ Outsiders are not allowed (can be the reason to be expelled)

※ Students living in other dormitories of this school are also considered outsiders

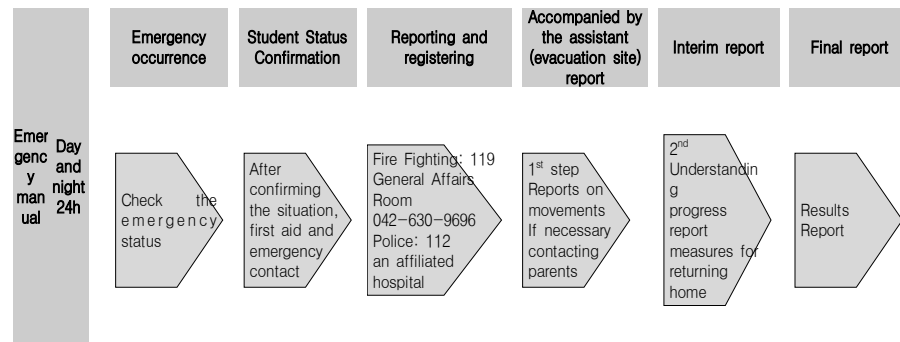
2) Wireless Internet

- Select Wireless Network (SSID) WSU_DORM in WIFI Settings



3) Matters related to health and emergency treatment

- Basic emergency medicine is available in the dormitory management office
- Telephone numbers of nearby hospitals in case of emergency: Chungnam National University Emergency Room (042-280-8129) / St. Mary's Hospital Emergency Medical Center (042-220-9119)/ Daejeon Korean Hospital Emergency Room (042-606-1119) / Sun Hospital Emergency Room (042-220-8129)



◀Emergency response system for the dormitory safety management▶

4) How to behave in case of an emergency

- If there is someone in the vicinity in need of immediate help, contact the management office, emergency response officer, or general affairs office quickly and efficiently

If there is a person in need of first aid help

- Depending on the situation, call 119 or the police to take action
- Automatic Heart Defibrillator (AED) is installed on the wall next to the water purifier on the first floor of the women's building

5) Fire Safety Training and Other Safety Trainings

- It will be held once or twice during the semester.
- Everyone must attend for a safe dormitory life
- Penalty points could be imposed for absenteeism

D. Things students must know

- 1) Staying with outsiders is not allowed (can result in getting expelled if caught)

- 2) Obligation to check notices and announcements

- All students are obligated to check the notices and announcements of the dormitory
- Be sure to check the announcement, bulletin board, elevator, homepage, etc.
- Be careful not to be disadvantaged by not familiarizing yourself with the rules/ announcements.

- 3) Prohibition of use of indoor heating appliances

- In order to prevent accidents such as fire, the possession and use of electric heating equipment is strictly prohibited inside.

(In case of violation, there will be penalty points or a student can be expelled from the dormitory)

- Equipment, which is strictly prohibited: Electric heaters (electric heaters, electric pads, electric cushions, electric blankets, etc.), cooking equipment (electric rice cookers, coffee pots, slow cookers, portable gas ranges), flammable products (matches, candles), others (irons, heated humidifiers, etc.)
- Heat transfer equipment cannot be used even in public kitchens.
- The mere possession of a heating appliance even if not used is a reason for penalty points or for getting expelled.

- 4) Use of dormitory facilities and equipment

- No equipment can be moved or transformed arbitrarily and must be compensated for loss/damage
- Rental items, such as irons must be returned immediately after use, per dormitory policy.

- 5) Noise prevention

- Be careful about noise generation to avoid damage to others.
- When using a sound device, use earphones or headsets.
- Refrain from making phone calls in public spaces such as rest rooms and computer rooms.

- 5) Drinking and smoking are strictly prohibited

- In the dormitory facilities, smoking and drinking are banned (if caught there will be penalty and expelling)
- Bringing or possession of alcohol is a violation of rules

- 6) Fire alarm can be activated even if there is no fire, therefore students are advised to be more cautious. Some of the reasons for its activation are stated below.

- Be careful of excessive water vapor (sprays such as mosquito repellent, steam after shower, etc.)
- Be careful of temporary temperature rise (excessive usage of dryer, curling iron, etc.)
- Pay attention to temporary increase in fine dust, etc.
- After the fire alarm is activated, checking the actual fire is an important process for safety, even at night / on weekends.

Dormitory students must actively cooperate with the relevant process during the verification and inspection.

- Other fire inspections will take place in advance to ensure that the alarm is not disturbed.

E. How to behave in an emergency

1) Fire Protection Equipment and Emergency Evacuation in Dormitory

- Fire extinguishers: Powder fire extinguishers are placed throughout the building, such as in corridors and common spaces.
- Smoke detector: In each dormitory.
- Automatic sprinkler operates when a fire is detected
- Emergency escape routes are attached to the corridors on each floor and students must familiarize themselves
- In the event of a fire, evacuation must be done through the stairs along the green exit sign and the elevator use is absolutely forbidden (can stop at power outage)
- In case of fire, the escape mechanism, the descending line, is located at the end of the corridor on each floor above the third floor.
- Students must participate in dormitory fire safety education and evacuation training

2) How to behave in case of fire

A) Notification of fire occurrence

- Shouting "Fire" to inform the surrounding area of the fire as soon as possible.
- Press the transmitter switch on a nearby fire hydrant to alert the surrounding area of the fire.
- Use nearby fire extinguishers and hydrants to extinguish the fire as quickly as possible.
- Use a mobile phone to quickly report the place of fire, type of fire, etc. to the general situation room or 119 (fire station).

(extension 042-630-96966), notify the management office (042-629-6228/665)

- Immediate evacuation should follow in case of failure in extinguishing fire in initial stages or difficulty in responding.

B) Emergency evacuation actions

- Be familiar with at least two emergency evacuation routes and evacuation instructions.
- In case of fire, don't panic and calmly evacuate to the emergency exit.
- Smoke moves upward, so cover your nose with a wet towel, etc.
Evacuate in a low position against the wall.
- Do not use the elevator because it may stop in the event of a power failure.

C) Regular fire prevention tips

- No smoking in the dormitory facilities (including toilets, lounge, veranda, etc.)
- Switch off and unplug the electrical appliances when not using them
- Never use heating and cooking appliances.
- Do not use electrical machinery, etc. that does not meet the specifications (check the marks "전", "검", and "KS")
- Learn how to use a fire extinguisher and use it in case of an emergency.
- No possession of flammable substances in dormitories

10. Information on International Student Support Team

<p>Support in adapting to university life</p> <ul style="list-style-type: none"> Guiding students and assigning mentor advisors for a stable university life Providing services to help students adapt to life on campus and Korea Safety education as well as legal education for international students 	<p>International Student Life Support</p> <ul style="list-style-type: none"> International Student Support Team provides help with services related to documents that international students need in Korea
<p>Supporting international students both inside and outside the campus Providing safety training and education on Korean laws for international students</p>	<p>Various support services related to life in Korea including cultural assimilation Insurance subscription, bank account, health related matters</p>
<p>Contact details of real estate agencies around the campus</p>	<p>International Student Safety Management</p>
<p>Supporting international students both inside and outside the campus Providing safety training and education on Korean laws for international students</p>	<p>Health of International Students and Response to Accidents in Daily Life of Students Support with hospital, treatment and insurance related matters</p>

Current status of main duties of the International Student Support Team

<p>Administrative support</p> <p>Health examination management for international students Managing the issuance of international student ID cards New/Transfer Student Airport Pickup Scholarship Recommendation for International Students Handling International Student Accidents (Weekly) Matters related to teaching materials for various meetings Planning of activities in and out of school Management of international student insurance Creating a schedule for work duties</p>	<p>Life Support for Chinese Students (Event management)</p> <p>A completion ceremony for foreign students Mentoring Program Operations Management of 'difficult' International Students Orientation for new incoming students Response to handling complaints for international students Collecting and supporting career information after graduation of international students (compiling employment rate statistics) SNS network management for international students Management of the assignment of international student mentor professors Application management for external residence of international students Sol Supporters Guidance Management Safety management of international students (accident response)</p>	<p>Chinese speakers (Classes, bachelor' s, guidance)</p> <p>Counseling for undergraduate international students Graduation and academic work of international students Online counseling related to the school affairs of international students and cafe operations Guidance on the registration of international students Information on Overseas Internship for International Students TOPIK score data management Management of issuance of international student certificate Payment of tuition fees for international students Managing scholarship recommendations for international students</p>	<p>English speakers (Classes, bachelor' s, guidance)</p> <p>Management of English-speaking countries (Central Asia, etc.) Completion ceremony for English-speaking students Mentoring Program Operations Management of 'difficult' students among International Students Orientation for new incoming students Response to handling complaints for international students Career information after graduation of international students SNS network management for international students Management of the assignment of international student mentor professors Management of foreign student's application for residence outside the country Sol Supporters Guidance Management Safety management of international students (accident response)</p>	<p>Dormitory Management (External Resident Management)</p> <p>SolGeo, International Student Dormitory Job selection and notification management Operation of executive secretary and floor leader Dormitory operation support Floor management and event support Physical checks Quarantine and safety management</p> <p>Visa support team</p> <p>Visa admission support for international students Management of student immigration Employment (part-time) application management</p>
---	---	---	---	---

11. Life Mentor Information (Sol-Supporters)

The International Student Dormitory provides support for foreign students to quickly adapt to school, dormitory or life to Korea.

Contact information: Chinese speakers (☎ 042-629-6628 E.mail: maxin6688@naver.com)

English speakers (☎ 042-629-6551 E.mail: ws.support.team@wsu.ac.kr)

12. Dormitory International Student Consulting Center

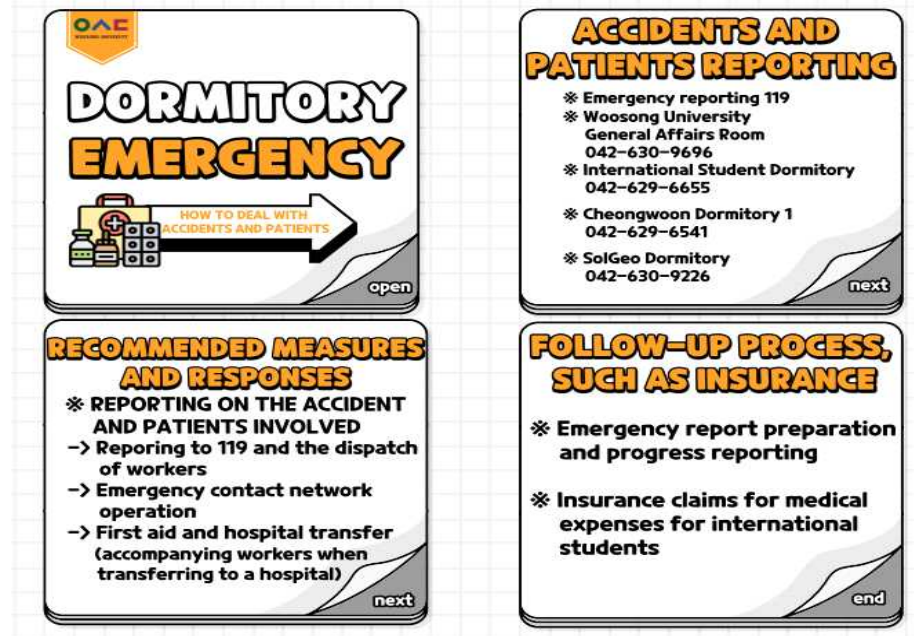
The International Student Dormitory provides foreign students with various information on dormitory life, and helps them have a smooth study life by listening and consulting on the difficulties of studying and living in Korea.

- Consultation details: Inquiries and information on dormitory life information and life in Korea
- Target: Students living in a dormitory
- Consultation time (phone and visiting)

구분	Consulting inquiries
English	Mon-Fri : ☎ 042-629-6551 24h: ws.support.team@wsu.ac.kr
Chinese	Mon-Fri : ☎ 042-629-6628 24h : maxin6688@naver.com
* Closed on Saturdays, Sundays, and public holidays / Online consultation available throughout the year (WeChat, Kakaotalk, etc.) - The above is the assistant for international students in the dormitory and the mentor	

○ Counseling Center Location: Counseling Room 102 of the International Student Dormitory (W3)

13. What you should do in various situations



1) Dormitory Emergency

How to deal with accidents and patients

2) Accidents and patients reporting

- *Emergency reporting 119
- *Woosong University General Affairs Room
042-630-9696
- *International Student Dormitory/Cheongwoon Dormitory 2
042-629-6655
- *Cheongwoon Dormitory 1
042-629-6541
- *SolGeo Dormitory
042-630-9226

3) Recommended measures and responses

- *Reporting on the accident and patients involved
- > Reporting to 119 and the dispatch of workers

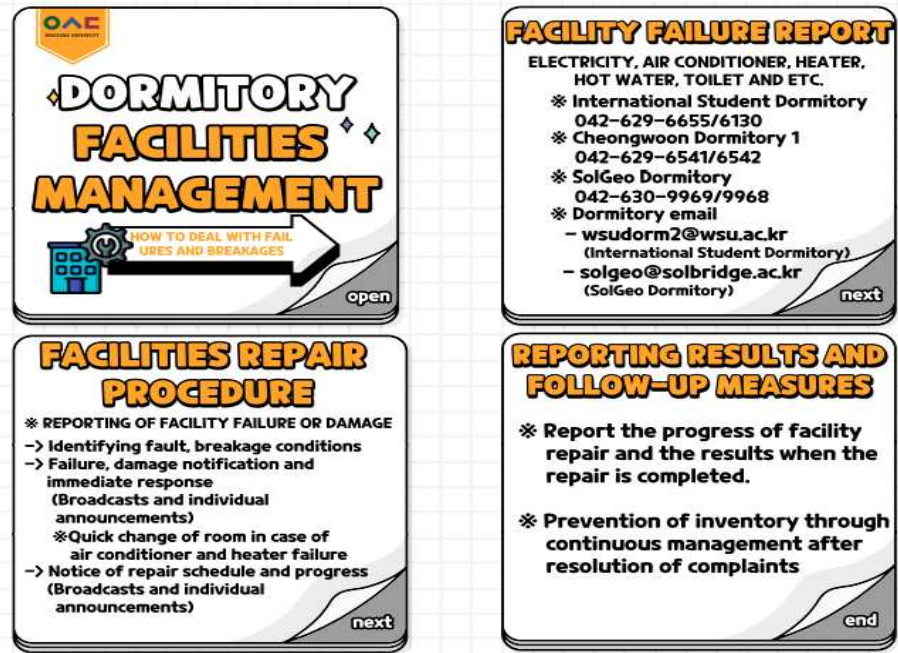
-> Emergency contact network operation

-> First aid and hospital transfer (accompanying workers when transferring to a hospital)

4) Follow-up process, such as Insurance

* Emergency report preparation and progress reporting

* Insurance claims for medical expenses for international students



*SolGeo Dormitory

042-630-9969/9968

*Dormitory email

-wsudorm2@wsu.ac.kr

(Cheongwoon Dormitory 1, Cheongwoon Dormitory 2, International Student Dormitory)

-solgeo@solbridge.ac.kr

(SolGeo Dormitory)

3) Facilities repair procedure

*Reporting of facility failure or damage

-> Identifying fault, breakage conditions

-> Failure, damage notification and immediate response

(Broadcasts and individual announcements)

*Quick change of room in case of air conditioner and heater failure

-> Notice of repair schedule and progress

(Broadcasts and individual announcements)

4) Reporting results and follow-up measures

* Report the progress of facility repair and the results when the repair is completed.

*Prevention of inventory through continuous management after resolution of complaints

1) Dormitory Facilities Management

How to deal with failures and breakages

2) Facility failure report

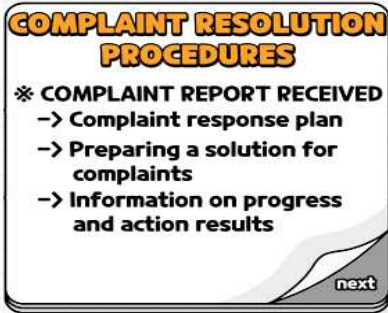
Electricity, air conditioner, heater, hot water, toilet and etc.

* International Student Dormitory/Cheongwoon Dormitory 2

042-629-6655/6130

*Cheongwoon Dormitory 1

042-629-6541/6542



1) Dormitory Complaint Information

How to respond to complaints

2) Reporting various complaints

* International Student Dormitory/Cheongwon Dormitory 2

042-629-6655/6130

*Cheongwon Dormitory 1

042-629-6541/6542

*SolGeo Dormitory

042-630-9969/9968

*Dormitory email

[-wsudorm2@wsu.ac.kr](mailto:wsudorm2@wsu.ac.kr)

(Cheongwon Dormitory 1, Cheongwon Dormitory 2, International Student Dormitory)

[-solgeo@solbridge.ac.kr](mailto:solgeo@solbridge.ac.kr)

(SolGeo Dormitory)

3) Complaint resolution procedures

*Complaint report received

-> Complaint response plan

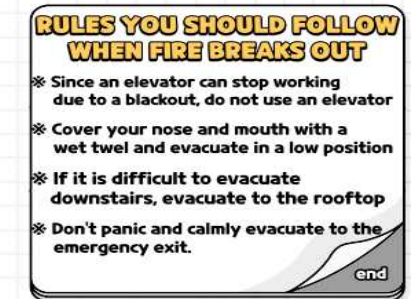
-> Preparing a solution for complaints

-> Information on progress and action results

4) Reporting results and follow-up measures

* Report on the contents of complaints and the results of measures taken

* A plan for student protection and prevention of recurrence through follow-up measures



1) Dormitory fire breakout

Reporting and countermeasures

2) As soon as fire is identified, notify the surrounding people and quickly evacuate!

3) Call 119 immediately

Report to the General Affairs Office and Management Office

*Use fire hydrants and extinguishers as early as possible

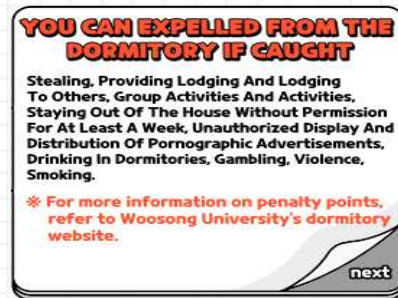
*042-629-6655 (Dormitory Management Office)

*042-630-9696 (Woosong University General Affairs Room)

4) Rules you should follow when fire breaks out

- * Since an elevator can stop working due to a blackout, do not use an elevator
- * Don't panic and calmly evacuate to the emergency exit.
- * If it is difficult to evacuate downstairs, evacuate to the rooftop.
- * Cover your nose and mouth with a wet towel and evacuate in a low position.

14. Please follow the rules!



1) Prohibited actions at the dormitory

Penalty points and prohibited items

2) You can be expelled from the dormitory if caught

Stealing, providing lodging and lodging to others, group activities and activities, staying out of the house without permission for at least a week, unauthorized display and distribution of pornographic advertisements, drinking in dormitories, gambling, violence, smoking.

*For more information on penalty points, refer to Woosong University's dormitory

website.

3) Prohibited items

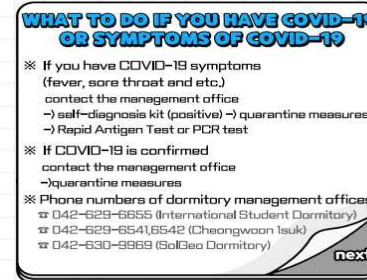
* Heat transfer appliances and cooking appliances

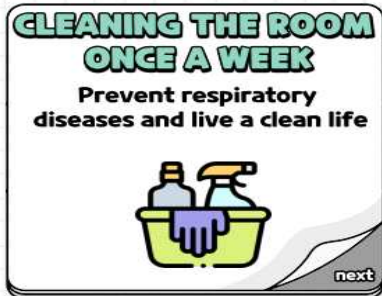
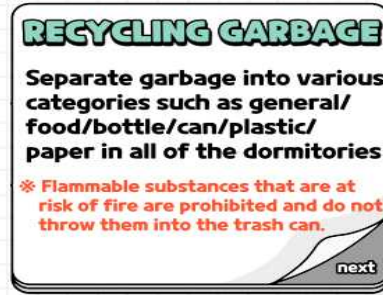
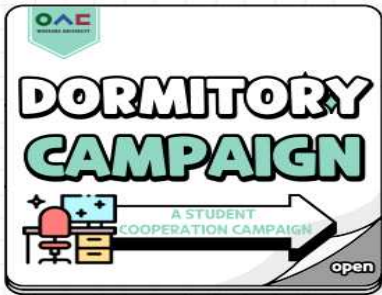
Electric pad, microwave, electric pot, iron, stove fan, electric pot, electric stove, gas burner, electric rice cooker, egg steamer, electric cushion, etc.

* Seizure and penalty points are given when carrying in or using it.

4) Facility damage regulations

No facility (chairs, desks, glass, etc.) can be arbitrarily changed and must be compensated for repair and restoration costs in case of loss or damage.





1) Dormitory campaign

A student cooperation campaign

2) Recycling garbage

Separate garbage into various categories such as general/food/bottle/can/plastic/paper in all of the dormitories

* Flammable substances that are at risk of fire are prohibited and do not throw them into the trash can.

3) Cleaning the room once a week

Prevent respiratory diseases and live a clean life

4) Public space, clean use of public items

*Common space

(Self-study room, public kitchen, laundry room, shower room, lobby, etc.)

*Common items

(Washing machine, refrigerator, remote control, etc.)

* It is used by all dormitory students.

Let's tidy up after using it.